

Creating Mobile Application- Optimized Courses

@samsureshx

ModernLMS



mLearning







**Size
matters!**


1

**Use Page
Resource**

Word File


8:10

<  


 Mobile App Test


Course Participants Grades >


General

 Announcements


Topic 1

 A Test Page for


 A Test Page for


 A Test Page for Mobile View

Topic 2

Topic 3 

8:11

< 


 FILE
A Test Page for


Type
Word 2007 document

Size
34.8 KB

Created
Sunday, 25 September 2022, 8:04 PM

Last modified
Sunday, 25 September 2022, 8:04 PM

 Open with...

 Open


< Previous activity Next activity >

8:11

Done A Test Page for_154f2fdbb89a... 



A Test Page for Mobile View


Video provides a powerful way to help you prove your point. When you click Online Video Save time in Word with new buttons that show up where you need them. To change the way a picture fits in your document, click it and a button for layout options appears next to it. When you work on a table, click where you want to add a row or a column, then click the plus sign. Reading is easier, too, in the new Reading view. You can collapse parts of the document and focus on the text you want. If you need to stop reading before you reach the end, Word remembers where you finished – even on another device. Video provides a powerful way to help you prove your point. When you click Online Video, you can paste in the embed code for the video you want to add. You can also type a keyword to search online for the video that best fits your document. To make your document look professionally produced, Word provides header, footer, cover page and text box designs that complement each other. For example, you can add a matching cover page, header and sidebar. Click Insert, then choose the elements you want from the different galleries. Themes and styles also help to keep your document coordinated. When you click Design and choose a new Theme, the pictures, charts and SmartArt graphics change to match your new theme. When you apply styles, your headings change to match the new theme. Save time in Word with new buttons that show up where you need them. To change the way a picture fits in your document, click it and a button for layout options appears next to it. When you work on a table, click where you want to add a row or a column, then click the plus sign. Reading is easier, too, in the new Reading view. You can collapse parts of the document and focus on the text you want. If you need to stop reading before you reach the end, Word remembers where you finished – even on another device. Video provides a powerful way to help you prove your point. When you click Online Video, you can paste in the embed code for the video you want to add. You can also type a keyword to search online for the video that best fits your document. To make your document look professionally produced, Word



PDF File


8:10

<  


 **Mobile App Test**


Course Participants Grades >


General

 Announcements

Topic 1


 A Test Page for




 A Test Page for


 A Test Page for Mobile View


Topic 2

Topic 3



8:12   

< 

 FILE
A Test Page for


Type
PDF document


Size
144.1 KB

Created
Sunday, 25 September 2022, 8:04 PM




Last modified
Sunday, 25 September 2022, 8:04 PM


Last downloaded
10 seconds ago

 Open with...

 **Open**

< Previous activity Next activity >

8:12   

Done A Test Page for_77e6c7a23cb5... 

1 of 11

**A Test Page for
Mobile View**

Video provides a powerful way to help you prove your point. When you click Online Video

Save time in Word with new buttons that show up where you need them. To change the way a picture fits in your document, click it and a button for layout options appears next to it. When you work on a table, click where you want to add a row or a column, then click the plus sign.

Reading is easier, too, in the new Reading view. You can collapse parts of the document and focus on the text you want. If you need to stop reading before you reach the end, Word remembers where you finished – even on another device.

Video provides a powerful way to help you prove your point. When you click Online Video, you can paste in the embed code for the video you want to add. You can also type a keyword to search online for the video that best fits your document.


To make your document look professionally produced, Word provides header, footer, cover page and text box designs that complement each other. For example, you can add a matching cover page, header and sidebar. Click Insert, then choose the elements you want from the different galleries.

Themes and styles also help to keep your document coordinated. When you click Design and choose a new Theme, the pictures, charts and SmartArt graphics change to match your new theme. When you apply styles, your headings change to match the new theme.

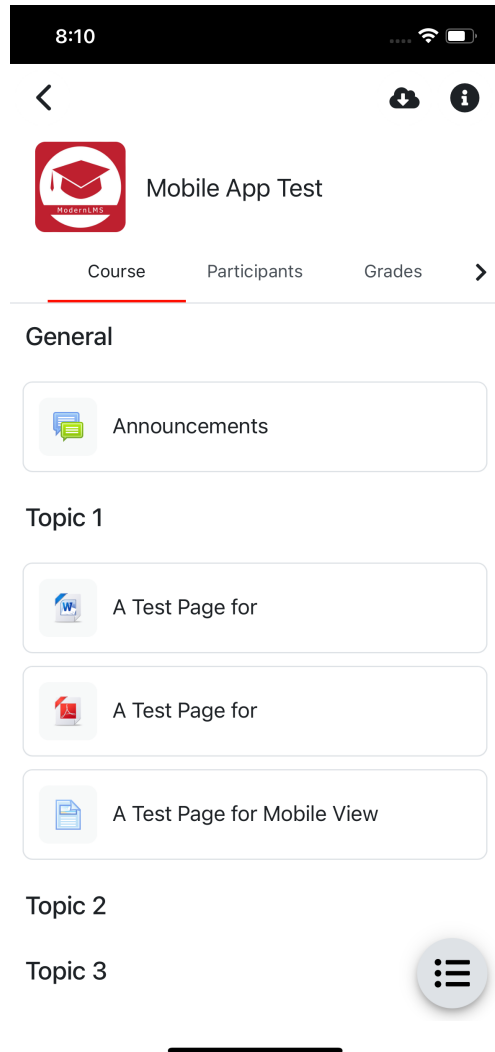
Save time in Word with new buttons that show up where you need them. To change the way a picture fits in your document, click it and a button for layout options appears

next to it. When you work on a table, click where you want to add a row or a column, then click the plus sign.

Reading is easier, too, in the new Reading view. You can collapse parts of the document and focus on the text you want. If you need to stop reading before you reach the end, Word remembers where you finished – even on another device.



Page Resource



2

File Size

File Size

Why?

- **Mobile data limits**
- **Moodle Server Storage Limits**

How?

- **Compress images**
- **Compress videos**



Download



360p

640 × 360 / 2.83MB

Download

540p

960 × 540 / 6.436MB

Download

720p

1280 × 720 / 10.128MB

Download

1080p

1920 × 1080 / 18.089MB

Download

Original

1920 × 1080 / 57.074MB

Download



Video Compression

1080p HD => 68% Saving

720p => 82% Saving



3

**Reduce
use of
Blocks**

Use of blocks in Mobile Learning

- Do not put important information in blocks
- Use mobile ready blocks in your site







Reduce use of Blocks

Mobile App Test


 Announcements


Topic 1

 A Test Page for 

 A Test Page for 

 A Test Page for Mobile View

 What do you think about Global Warming?



IMPORTANT NOTICE!

This is a important message in a Block

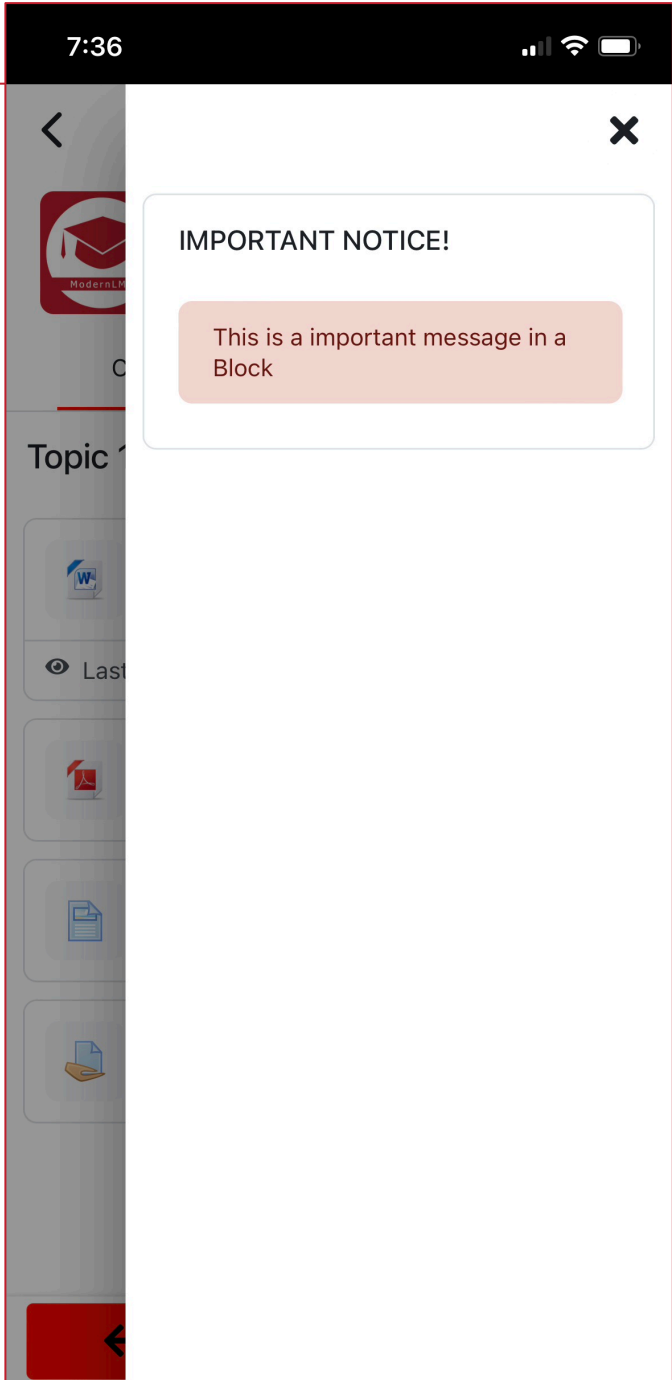
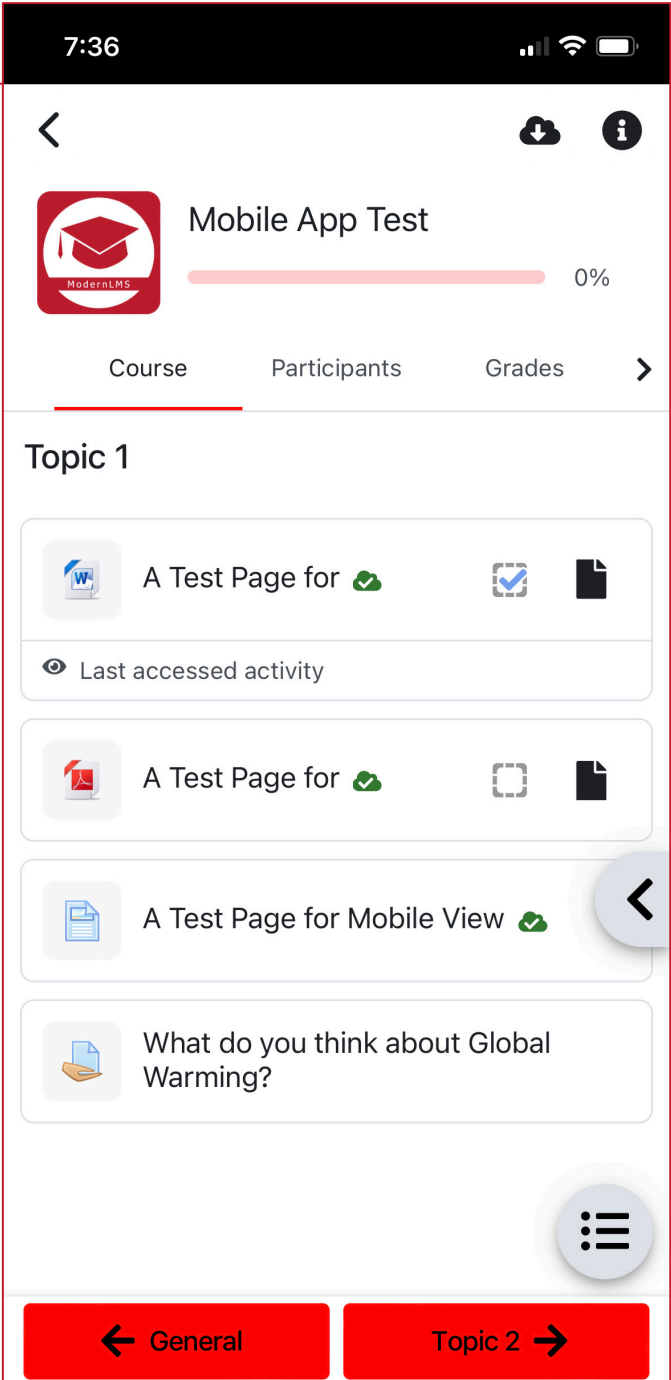
Completion Progress

▾ NOW



Mouse over or touch bar for info.

Overview of students

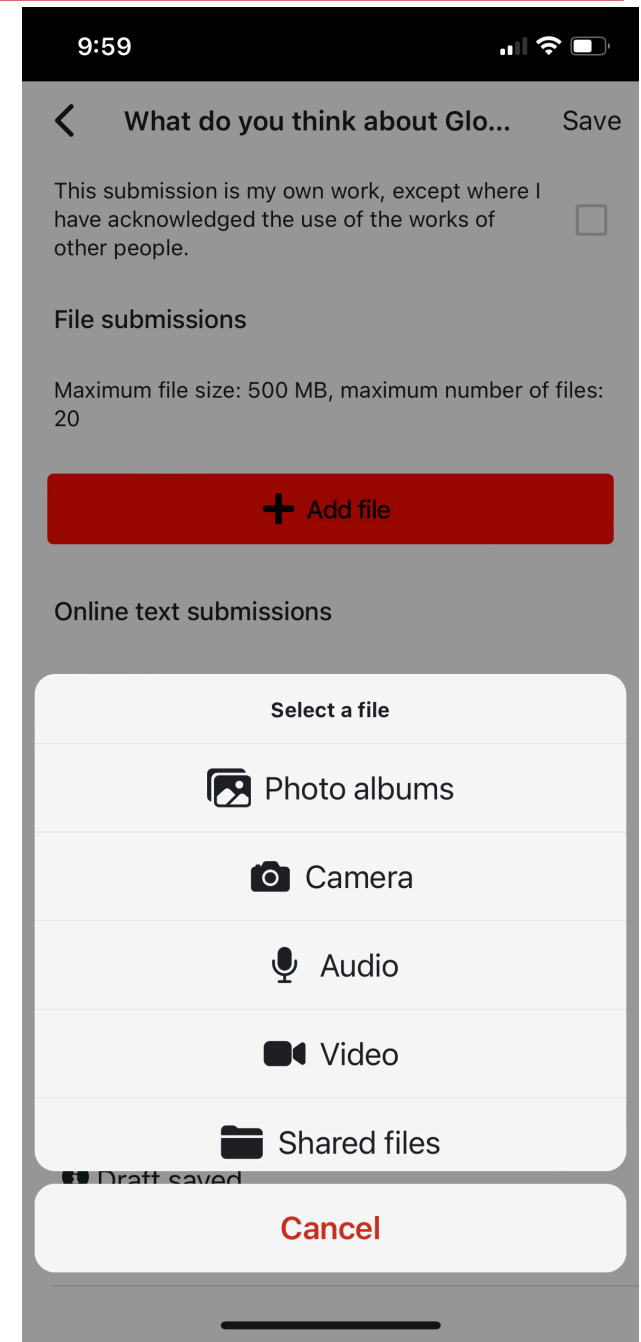


4

**Mobile-
Friendly
Tools**

Mobile-Friendly Tools

- Use mobile friendly tools to continue learning:
 - **Microsoft 365, Youtube, Maps etc**
 - **Camera for Assignments**
 - **Voice for Assignments**
- Short and frequent activities that students can get done by using mobile phones.



5

**Use plugins
that support
Mobile app**

Use plugins that support Mobile app

- **H5P**
 - **Attendance**
 - **Custom Certificate**
 - **Zoom**
 - Many more...
-
- <https://moodle.org/plugins/browse.php?list=award&id=6>

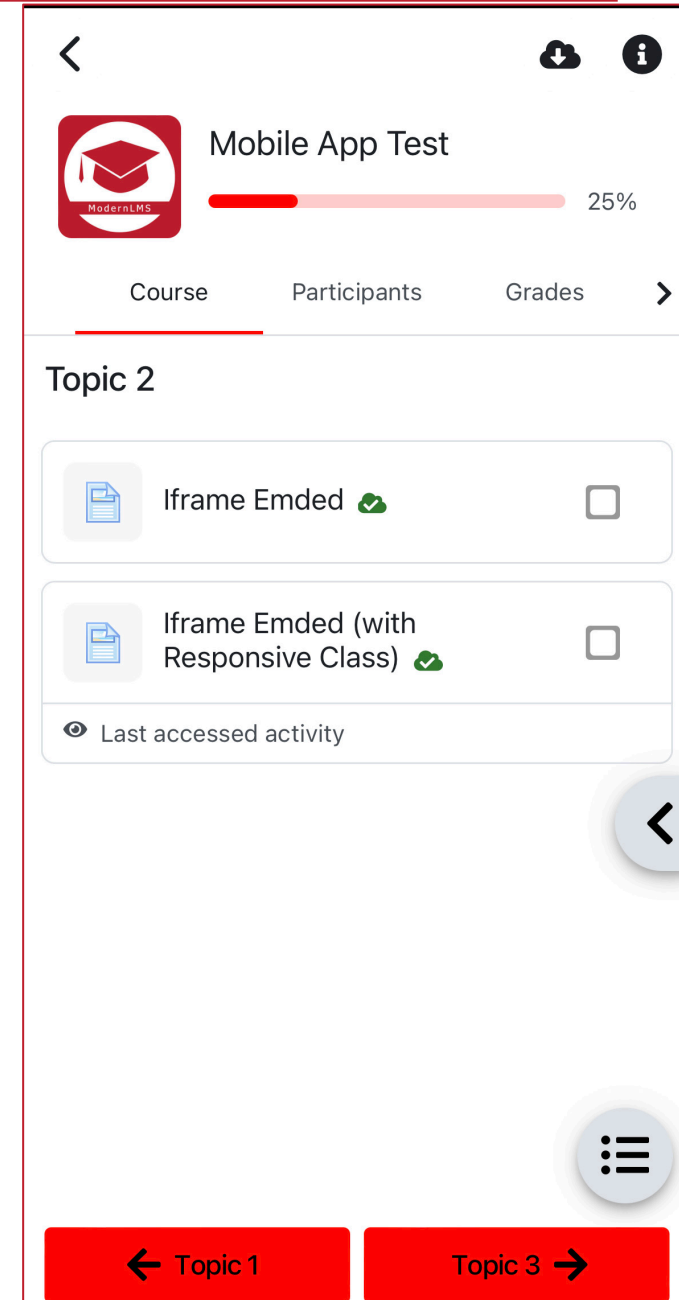


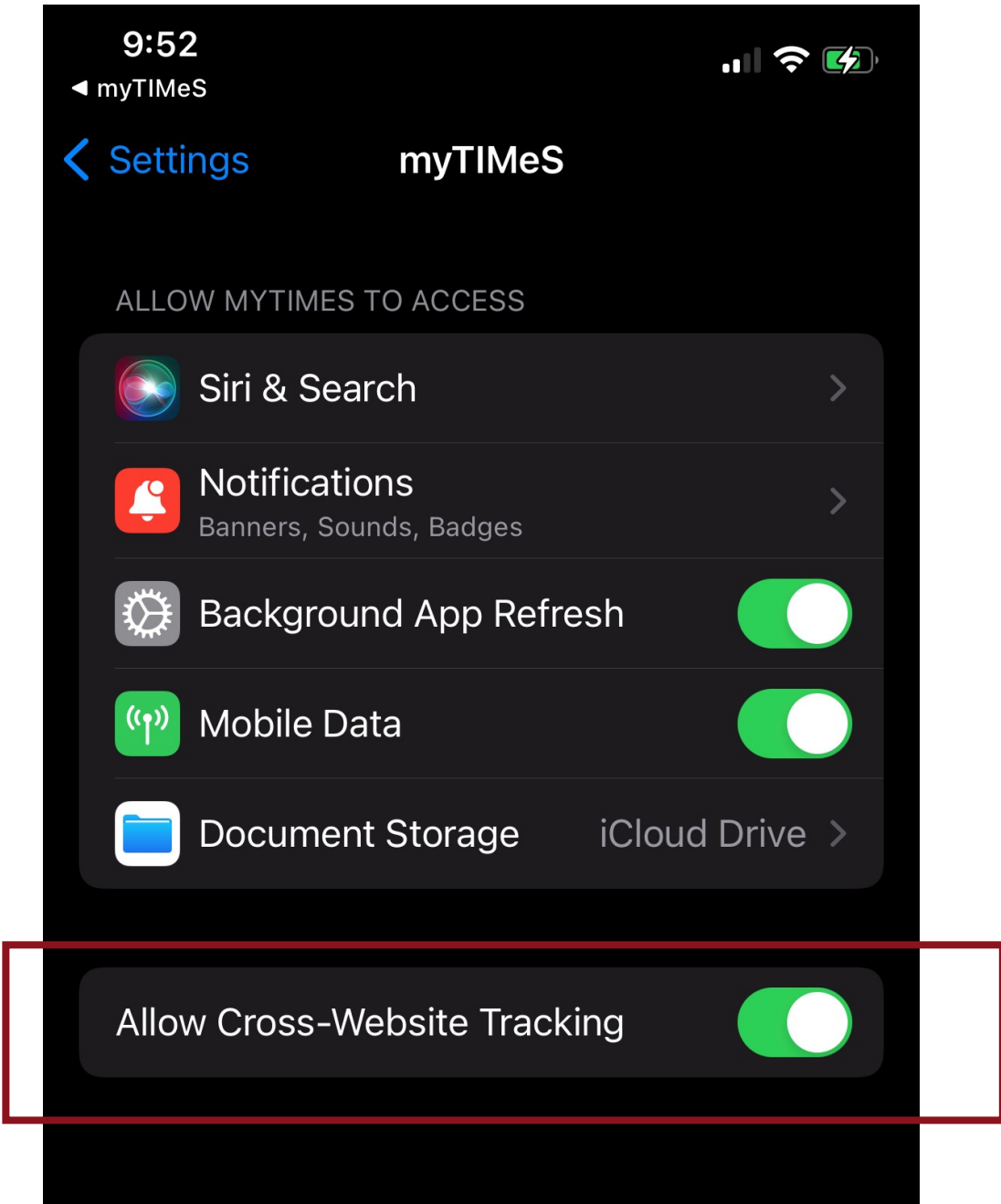
6

Instructions

Instructions

- Don't:
 - Click **Next** activity
 - Click button on the **Right**
- Do:
 - If content not mobile friendly, inform students alternative ways
 - Ask them record using mobile phone camera





7

**Support offline
use**

Offline activities

- Quiz offline attempts
- H5P
- SCORM
- Static resources like Page, Book, uploaded videos











8

**Use
Notifications**

App Notifications

- Set due dates
- Enable Moodle app notifications



	Web		Email 		Mobile 	
Assignment	Online 	Offline 	Online 	Offline 	Online 	Offline 
Assignment notifications	<input type="checkbox"/>	<input type="checkbox"/>	<input checked="" type="checkbox"/>	<input checked="" type="checkbox"/>	<input type="checkbox"/>	<input type="checkbox"/>
Feedback	Online	Offline	Online	Offline	Online	Offline
Feedback notifications	<input type="checkbox"/>	<input type="checkbox"/>	<input checked="" type="checkbox"/>	<input checked="" type="checkbox"/>	<input checked="" type="checkbox"/>	<input checked="" type="checkbox"/>
Feedback reminder	<input type="checkbox"/>	<input type="checkbox"/>	<input checked="" type="checkbox"/>	<input checked="" type="checkbox"/>	<input checked="" type="checkbox"/>	<input checked="" type="checkbox"/>
Forum	Online	Offline	Online	Offline	Online	Offline
Subscribed forum posts	<input type="checkbox"/>	<input type="checkbox"/>	<input type="checkbox"/>	<input type="checkbox"/>	<input checked="" type="checkbox"/>	<input checked="" type="checkbox"/>
Subscribed forum digests	<input type="checkbox"/>	<input type="checkbox"/>	Disallowed		<input checked="" type="checkbox"/>	<input checked="" type="checkbox"/>
H5P	Online	Offline	Online	Offline	Online	Offline
Notification of H5P submissions	<input type="checkbox"/>	<input type="checkbox"/>	<input checked="" type="checkbox"/>	<input checked="" type="checkbox"/>	<input checked="" type="checkbox"/>	<input checked="" type="checkbox"/>
Confirmation of your own H5P submissions	<input type="checkbox"/>	<input type="checkbox"/>	Disallowed		<input checked="" type="checkbox"/>	<input checked="" type="checkbox"/>
Lesson	Online	Offline	Online	Offline	Online	Offline
Lesson essay graded notification	<input type="checkbox"/>	<input type="checkbox"/>	<input checked="" type="checkbox"/>	<input checked="" type="checkbox"/>	<input checked="" type="checkbox"/>	<input checked="" type="checkbox"/>



Questionnaire	Online	Offline	Online	Offline	Online	Offline
Questionnaire reminder	Off	Off	On	On	On	On
Questionnaire submission	Off	Off	On	On	On	On
Quiz	Online	Offline	Online	Offline	Online	Offline
Notification of quiz submissions	Off	Off	On	On	On	On
Confirmation of your own quiz submissions	Off	Off	Off	On	On	On
Warning when your quiz attempt becomes overdue	Off	Off	On	On	On	On
Scheduler	Online	Offline	Online	Offline	Online	Offline
Invitation to book a slot	Off	Off	On	On	On	On
Notification when a booking is made or cancelled	Off	Off	On	On	On	On
Reminder of an upcoming appointment	Off	Off	On	On	On	On
Turnitin Assignment 2	Online	Offline	Online	Offline	Online	Offline
Turnitin Assignment Digital Receipt notifications	Off	Off	On	On	On	On
Turnitin Assignment Non Submitter notifications	Off	Off	On	On	On	On
Turnitin Assignment Instructor Digital Receipt notifications	Off	Off	On	On	On	On



9


**Restrict Mobile
Only**

App Notifications



Moodle Mobile app section and activity availability restrictions

Availability conditions ::: availability_mobileapp

Maintained by  Juan Leyva

With this plugin you can choose if an activity, resource or a complete section is (or is not) visible for users accessing the course via the Mobile app.

🔔 Latest release: 16 meses 📍 478 sites 📄 97 downloads ❤️ 60 fans

[Description](#)

[Versions](#)

[Stats](#)

[Translations](#)

Once installed you can create Moodle Mobile friendly courses just hiding or replacing resources not displayed correctly by the app

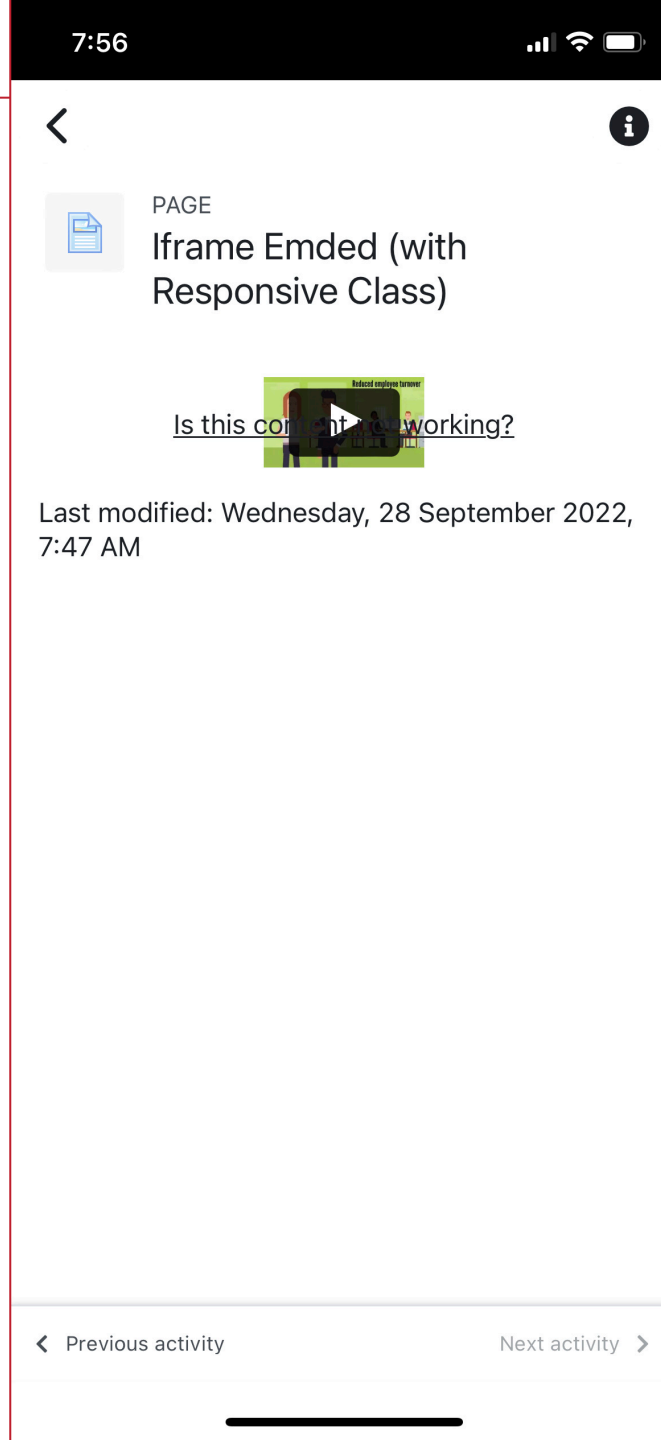


10

Preview

App Notifications

- Find out before they find out





Sam Suresh

- @samsureshx
- sam@modernlms.com